SH TYPE

— Shaft Supporter —



part number structure

example **SH** **25**

SH type

shaft diameter

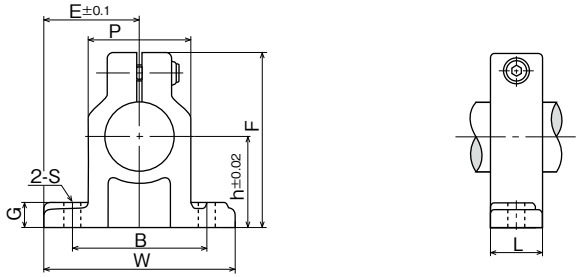

part number	shaft diameter	major dimensions									tightening screw		mass
		h	E	W	L	F	G	P	B	S	size	recommended torque	
	mm	mm	mm	mm	mm	mm	mm	mm	mm	mm		N・m	g
SH10	10	20	22	44	15	35	7	19	32	4.5 (M4)	M4	2	80
SH13	13	23	25	50	17	40	8	17	32	7 (M5)	M4	2	120
SH16	16	27	27.5	55	17	45	10	25	38	7 (M5)	M4	2	120
SH20	20	31	32.5	65	20	53	12	30	45	8 (M6)	M5	3	190
SH25	25	35	38	76	24	61	12	35	56	8 (M6)	M6	5.5	300
SH30	30	42	42.5	85	28	73	15	42	64	10 (M8)	M6	5.5	490
SH35	35	50	50	100	32	87	15	50	74	12 (M10)	M8	13.5	690
SH40	40	60	60	120	36	104	18	58	90	12 (M10)	M10	29	1,200
SH50	50	70	70	140	40	122	20	68	100	14 (M12)	M12	29	1,700
SH60	60	80	82.5	165	45	140	23	80	120	14 (M12)	M12	29	2,500

SHF TYPE

— Shaft Supporter Flange Type —

part number structure

example **SHF** **35** **FC**

SHF type

shaft diameter

blank: aluminum alloy
FC: cast iron

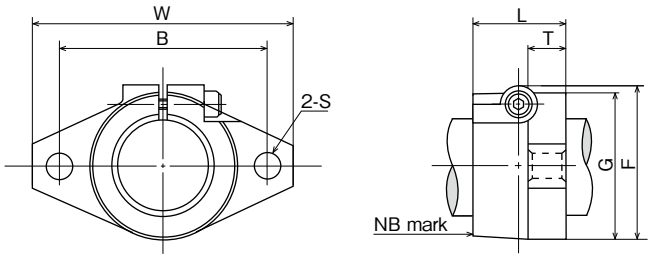

part number		shaft diameter	major dimensions							tightening screw		mass g	
aluminum alloy	cast iron		W	L	T	F	G	B	S	size	recommended torque	aluminum alloy	cast iron
		mm	mm	mm	mm	mm	mm	mm	mm		N・m		
SHF10	—	10	43	10	5	24	20	32	5.5 (M5)	M4	2	13	—
SHF12	—	12	47	13	7	28	25	36	5.5 (M5)	M4	2	20	—
SHF13	—	13	47	13	7	28	25	36	5.5 (M5)	M4	2	20	—
SHF16	—	16	50	16	8	31	28	40	5.5 (M5)	M4	2	27	—
SHF20	—	20	60	20	8	37	34	48	7 (M6)	M5	3	40	—
SHF25	—	25	70	25	10	42	40	56	7 (M6)	M5	3	60	—
SHF30	—	30	80	30	12	50	46	64	9 (M8)	M6	5.5	110	—
SHF35	**SHF35FC**	35	92	35	14	58	50	72	12 (M10)	M8	13.5	140	380
SHF40	**SHF40FC**	40	102	40	16	67	56	80	12 (M10)	M10	29	205	510
SHF50	**SHF50FC**	50	122	50	19	83	70	96	14 (M12)	M12	29	360	890
SHF60	**SHF60FC**	60	140	60	23	95	82	112	14 (M12)	M12	29	530	1,500