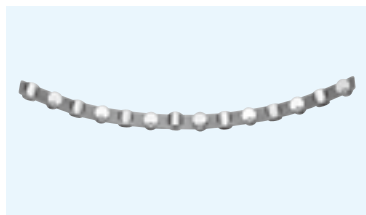
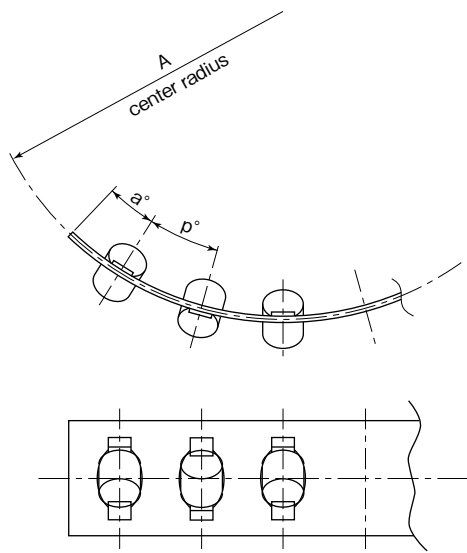
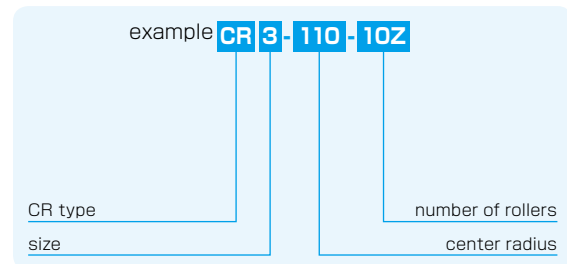


CR TYPE

— Standard Curved Roller Cage —



part number structure



part number	roller diameter D mm	center radius A mm	t mm	w mm	p°	a°	applicable type
CR2- 50- 7Z	2	50	0.3	5.6	4.6°	2.9°	RV
CR2- 60-12Z		60			3.8°	2.4°	RV
CR2- 70-10Z		70			3.3°	2.0°	RVF
CR2- 87-10Z		87			2.6°	1.6°	RVF
CR2-103-10Z		103			2.2°	1.4°	RVF
CR2-120- 9Z		120			1.9°	1.2°	RVF
CR3- 85-10Z	3	85	0.4	7.2	3.4°	2.0°	RVF
CR3- 90-11Z		90			3.2°	1.9°	RV
CR3-110-10Z		110			2.6°	1.5°	RVF,RV
CR3-125-16Z		125			2.3°	1.3°	RVF
CR3-160-14Z		160			1.8°	1.0°	RVF,RV

ACTUATOR

ACTUATOR

- ADVANTAGES H-3
- PART NUMBER STRUCTURE .. H-4
- SPECIFICATIONS H-6
- ALLOWABLE SPEED AND STROKE LIMIT H-7
- ACCURACY H-8
- RATED LIFE H-10
- DIMENSION TABLE H-14~29
- MOTOR BRACKET CONFIGURATIONS & APPLICABLE MOTORS H-30
- EXPOSED BRACKET RO H-43
- RETURN PULLEY UNIT H-46
- LOW HOUSING H-48
- BELLOWS H-50
- SENSOR H-59
- PNP SENSOR H-70
- SENSOR SPECIFICATIONS H-71
- POSITIONING PIN HOLE H-74
- LUBRICATION H-79
- OPERATING TEMPERATURE .. H-79
- USE AND HANDLING PRECAUTIONS H-79